


























































7 100m Breaststroke Men Final

Official

Rank	Competitor	Age	Club	RT	PTS	Result
1	 Kevin Zhang	19		0.68		1:03.10 Entry: 1:03.14 -0.04
	50m: 29.23 100m: 1:03.10 (33.87)					
2	 Hara Hughes	20		0.71		1:03.14 Entry: 1:03.46 -0.32
	50m: 29.15 100m: 1:03.14 (33.99)					
3	 Blair Helms	24		0.67		1:04.22 Entry: 1:04.09 +0.13
	50m: 29.66 100m: 1:04.22 (34.56)					
4	 Joseph Reiher	19		0.72		1:05.39 Entry: 1:05.61 -0.22
	50m: 30.66 100m: 1:05.39 (34.73)					
5	 Danny Sun	16		0.76		1:05.63 Entry: 1:05.72 -0.09
	50m: 29.88 100m: 1:05.63 (35.75)					
6	 Hajin Jun (V)	19		0.59		1:05.73 Entry: 1:05.91 -0.18
	50m: 30.29 100m: 1:05.73 (35.44)					
7	 Rylind Wheeler	17		0.66		1:05.87 Entry: 1:05.36 +0.51
	50m: 30.01 100m: 1:05.87 (35.86)					
8	 Michael Yang	14		0.69		1:06.60 Entry: 1:07.96 -1.36
	50m: 31.04 100m: 1:06.60 (35.56)					
9	 Elwin Bao	17		0.67		1:05.40 Entry: 1:08.82 -3.42
	50m: 30.29 100m: 1:05.40 (35.11)					
10	 Jonathan Swan	18		0.61		1:06.08 Entry: 1:10.23 -4.15
	50m: 30.72 100m: 1:06.08 (35.36)					
11	 Zack Pask	17		0.74		1:07.49 Entry: 1:08.64 -1.15
	50m: 31.78 100m: 1:07.49 (35.71)					
12	 John Park	17		0.67		1:07.67 Entry: 1:08.40 -0.73
	50m: 31.89 100m: 1:07.67 (35.78)					
13	 Daniel Smith	SB19 17		0.63	920	1:07.96 S19 NZR Entry: 1:08.31 -0.35
	50m: 31.75 100m: 1:07.96 (36.21)					

14	 Cameron Karpil	17	 	0.70	1:08.57 Entry: 1:08.89 -0.32
	50m: 31.59 100m: 1:08.57 (36.98)				
15	 Sam McAlister	18	 	0.68	1:09.21 Entry: 1:10.19 -0.98
	50m: 32.06 100m: 1:09.21 (37.15)				
16	 Tharuk Kekuna	18	 	0.80	1:11.36 Entry: 1:11.04 +0.32
	50m: 33.13 100m: 1:11.36 (38.23)				
17	 Caleb Yin	16	 	0.66	1:06.58 Entry: 1:08.67 -2.09
	50m: 31.48 100m: 1:06.58 (35.10)				
18	 Jethrow Yoon	16	 	0.66	1:08.68 Entry: 1:09.62 -0.94
	50m: 32.98 100m: 1:08.68 (35.70)				
19	 Rick Zhao	15	 	0.71	1:08.74 Entry: 1:10.14 -1.40
	50m: 32.15 100m: 1:08.74 (36.59)				
20	 Travis Henderso	15	 	0.66	1:10.59 Entry: 1:11.04 -0.45
	50m: 32.79 100m: 1:10.59 (37.80)				
21	 Runxiang Wang	15	 	0.71	1:10.96 Entry: 1:11.85 -0.89
	50m: 32.93 100m: 1:10.96 (38.03)				
22	 Robert Thomps	18	 	0.75	1:11.38 Entry: 1:11.90 -0.52
	50m: 33.73 100m: 1:11.38 (37.65)				
23	 Cormac Flynn (16		0.72	1:12.08 Entry: 1:11.48 +0.60
	50m: 33.84 100m: 1:12.08 (38.24)				
24	 Shawn Li	14	 	0.78	1:12.25 Entry: 1:12.73 -0.48
	50m: 34.15 100m: 1:12.25 (38.10)				